


radius+



# COMPETITOR REPORT

On-demand feasibility analysis for self storage professionals



108 rust street mount holly sc

Saturday, August 26th 2023



# Pricing Analysis

Trailing 12 Months

↓ Low ↑ High = Last ○ Average

Facility		All Units					CC				
		5x5	5x10	10x10	10x15	10x20	5x5	5x10	10x10	10x15	10x20
#1 SecurCare Self Storage											
540 Highland St Mt	○	87	100	133	170	198	89	104	135	179	246
Holly	↑	106	126	159	196	243	108	128	168	210	281
NC 28120	↓	69	79	100	150	142	70	80	95	136	189
1.35 m	=	72	76	115	127	163	72	80	121	132	185
#2 East Gaston Storage											
714 Westland Farm Rd	○										
Mt Holly	↑										
NC 28120	↓										
1.89 m	=										
#3 B & D Mini Storage											
1619 Charles Raper	○										
Jonas Hwy	↑										
Mt Holly	↓										
NC 28120	=										
2.00 m											
#4 Public Storage											
10209 Mount Holly Rd	○	67	89	138	163	182	67	89	138	164	173
Charlotte	↑	69	95	141	167	189	69	95	141	168	181
NC 28214	↓	63	83	136	159	178	63	83	136	159	166
2.82 m	=	42	74	112	156		42	74	112	155	
#5 Public Storage / Charlotte Expansion											
10207 Mount Holly Rd	○										
Charlotte	↑										
NC 28214	↓										
2.85 m	=										
#6 Catawba Mini Storage											
508 Beatty Rd Belmont	○				75						
NC 28012	↑				75						
2.92 m	↓				75						
	=										
#7 Stanley Storage Center											

Facility	All Units					CC								
	5x5	5x10	10x10	10x15	10x20	5x5	5x10	10x10	10x15	10x20				
2137 Old Highway 27 Rd Mt Holly NC 28120 3.38 m	○	↑	↓	=										
#8 New Self Storage Facility														
9228 Mt Holly Rd Charlotte NC 28214 3.73 m	○	↑	↓	=										
#9 A Storage Place														
519 Waynes Way Mt Holly NC 28120 3.86 m	○	↑	↓	=										
#10 Cedarvale Storage														
2500 Cedarvale Rd Charlotte NC 28214 3.88 m	○	↑	↓	=										
#11 Budget Mini Storage Inc														
345 6th St Belmont NC 28012 4.26 m	○	↑	↓	=										
#12 Belmont Storage														
6219 W Wilkinson Blvd Belmont NC 28012 4.35 m	○	↑	↓	=										
#13 Extra Space Storage														
10023 Callabridge Ct Charlotte NC 28216 4.39 m	○	↑	↓	=	53 73 40 22	84 109 67 31	125 163 105 55	154 197 133	211 246 184 121	53 73 40 22	84 109 67 31	120 163 103 55	154 197 133	200 242 166 150
#14 New Self Storage Facility														
3011 Sam Wilson Rd Charlotte NC 28214 4.52 m	○	↑	↓	=										
#15 CubeSmart Self Storage														

Facility		All Units					CC				
		5x5	5x10	10x10	10x15	10x20	5x5	5x10	10x10	10x15	10x20
5921 Wilkinson Blvd	○	56	92	117	173	177	68	113	135	199	209
Belmont	↑	70	118	137	201	215	83	136	163	228	234
NC 28012	↓	48	73	102	140	152	61	94	121	166	186
4.67 m	=		86	101	131	134		108	125	160	
#16 U-Haul Moving & Storage of Wilkinson Blvd											
9136 Wilkinson Blvd	○	70	96	135	164	178	70	98	138	170	
Charlotte	↑	70	100	138	170	180	70	100	140	170	
NC 28214	↓	68	91	125	150	170	68	92	131	170	
4.83 m	=		89	139					139		
<b>Average Monthly Rent</b>		<b>65</b>	<b>93</b>	<b>128</b>	<b>147</b>	<b>191</b>	<b>69</b>	<b>98</b>	<b>132</b>	<b>174</b>	<b>213</b>
<b>Average rent Per Sq. Ft.</b>		<b>2.62</b>	<b>1.85</b>	<b>1.28</b>	<b>0.98</b>	<b>0.95</b>	<b>2.76</b>	<b>1.96</b>	<b>1.32</b>	<b>1.16</b>	<b>1.06</b>
<b>Ann. Avg. rent Per Sq. Ft.</b>		<b>31.42</b>	<b>22.2</b>	<b>15.32</b>	<b>11.75</b>	<b>11.44</b>	<b>33.1</b>	<b>23.51</b>	<b>15.81</b>	<b>13.94</b>	<b>12.75</b>

## Pricing Trends

---

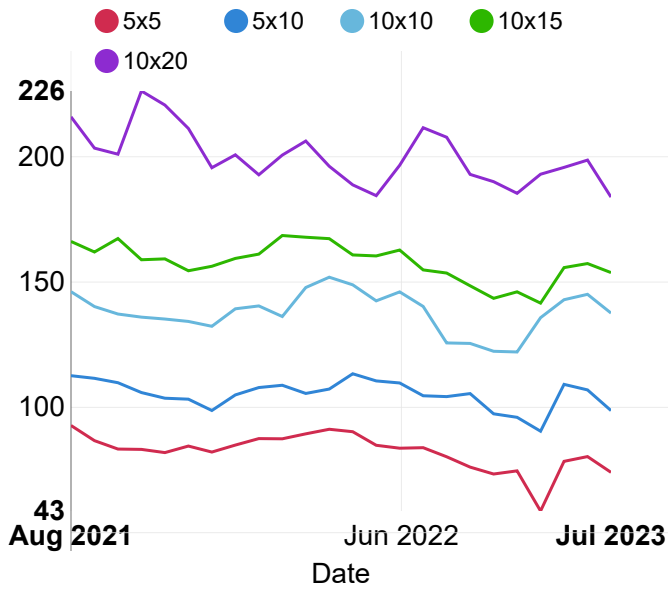
	All Units					CC				
	5x5	5x10	10x10	10x15	10x20	5x5	5x10	10x10	10x15	10x20
January 2022	71	92	126	148	210	71	96	133	189	243
February 2022	68	87	123	150	193	69	92	129	179	240
March 2022	72	93	131	153	198	75	102	142	183	244
April 2022	74	97	132	155	190	77	108	143	187	256
May 2022	74	98	128	163	198	77	101	145	201	257
June 2022	76	94	140	162	204	81	105	150	190	254
July 2022	78	96	145	162	193	78	106	153	197	260
August 2022	77	103	142	155	185	81	109	156	201	218
September 2022	71	100	135	154	181	74	104	140	197	230
October 2022	70	99	138	157	194	78	108	146	188	246
November 2022	70	93	132	148	210	77	104	135	173	236
December 2022	66	93	116	147	206	72	99	120	174	232
January 2023	62	94	116	141	190	67	95	123	168	220

**All Units****CC**

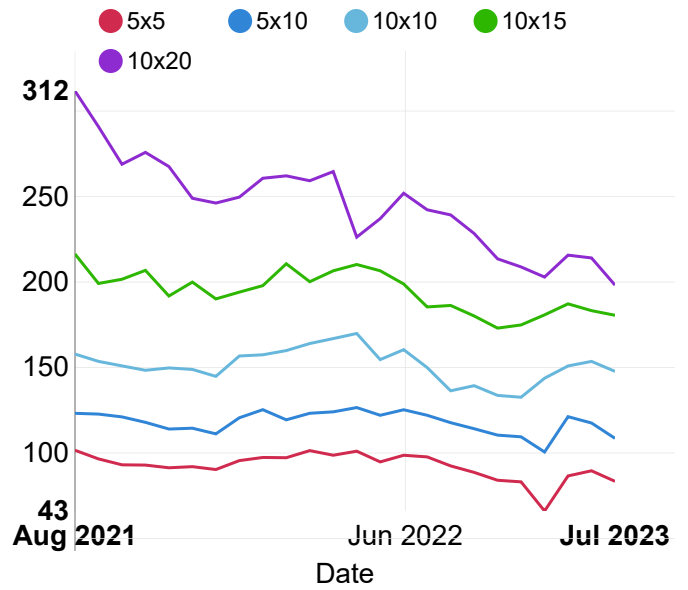
	<b>5x5</b>	<b>5x10</b>	<b>10x10</b>	<b>10x15</b>	<b>10x20</b>	<b>5x5</b>	<b>5x10</b>	<b>10x10</b>	<b>10x15</b>	<b>10x20</b>
February 2023	59	85	112	136	187	62	91	117	160	204
March 2023	60	84	112	138	182	61	90	116	162	199
April 2023	43	78	127	134	190	43	80	128	168	193
May 2023	64	98	135	149	193	65	103	136	175	207
June 2023	66	96	137	151	196	68	99	139	171	205
July 2023	60	87	129	147	180	62	89	132	168	187
<b>Average Month Rent</b>	<b>69</b>	<b>93</b>	<b>129</b>	<b>150</b>	<b>195</b>	<b>71</b>	<b>98</b>	<b>135</b>	<b>180</b>	<b>234</b>
<b>Average Rent Per Sq. Ft.</b>	<b>2.75</b>	<b>1.86</b>	<b>1.29</b>	<b>1</b>	<b>0.98</b>	<b>2.86</b>	<b>1.97</b>	<b>1.35</b>	<b>1.2</b>	<b>1.17</b>
<b>Ann. Avg. Rent Per Sq. Ft.</b>	<b>32.96</b>	<b>22.33</b>	<b>15.46</b>	<b>12.03</b>	<b>11.71</b>	<b>34.29</b>	<b>23.64</b>	<b>16.16</b>	<b>14.44</b>	<b>14.01</b>

# Pricing Charts

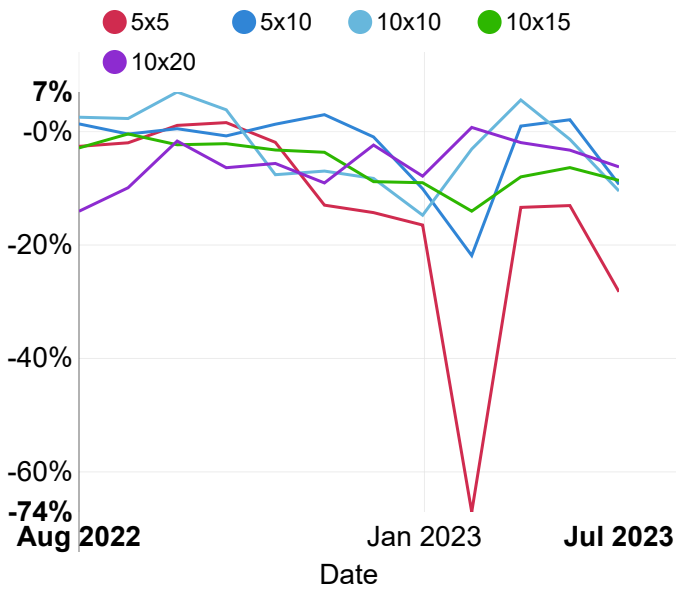
## Monthly Pricing - All Units



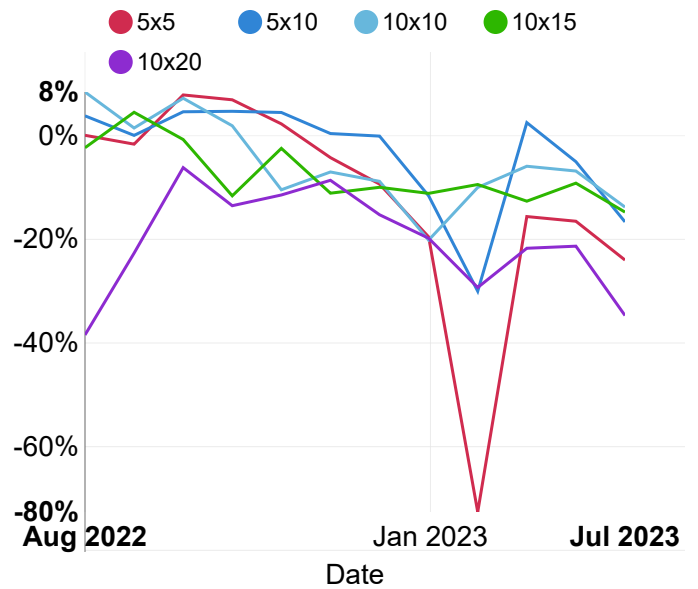
## Monthly Pricing - CC



## YoY Change - All Units

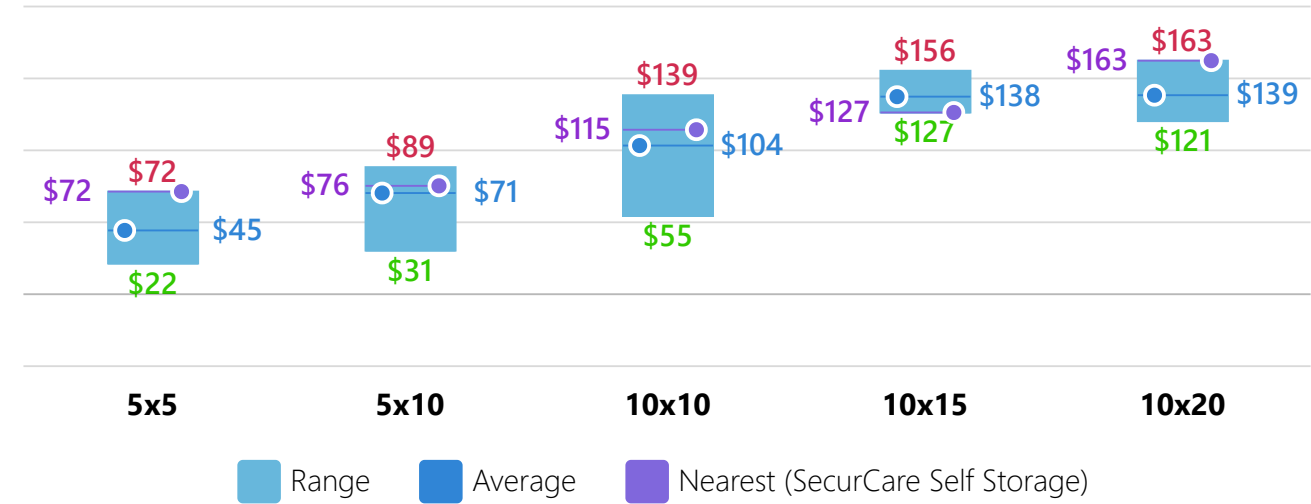


## YoY Change - CC





Latest Pricing - All Units



Latest Pricing - CC

